

***UN-AUDITED CONSOLIDATED
FINANCIAL STATEMENTS
OF
GENEX INFOSYS LIMITED***


**Plot # 42, & 69, NitolNiloy Tower (Level- 8),
Nikunja- 02, Khilkhet, Dhaka-1229, Bangladesh**

For the Period ended December 31, 2021

Genex Infosys Limited

Consolidated statement of financial position (Un-audited)
As at December 31, 2021

	Notes	Dec. 31, 2021 Amount (Tk.)	June 30, 2021 Amount (Tk.)
Assets			
Property, plant and equipment net	6.A	1,216,387,627	1,284,573,949
Intangible assets net	7.A	292,973,786	325,209,711
Capital work in progress	8.A	288,127,285	158,966,999
Right of Use Asset net	9.A	128,049,988	12,108,415
Investment	10.A	591,426,378	156,581,561
Total non-current assets		2,516,965,063	1,937,440,634
Inventories	11.A	143,833,409	125,538,430
Trade & other receivables	12.A	427,407,547	425,344,692
Advances, deposits and prepayments	13.A	56,382,056	54,870,868
Investment in FDR	14.A	-	85,000,000
Cash and cash equivalents	15.A	165,985,623	147,700,964
Total current assets		793,608,635	838,454,953
Total assets		3,310,573,698	2,775,895,587
Equity			
Share Capital	16.00	1,032,240,000	1,032,240,000
Retained Earnings	17.A	1,028,476,821	848,628,603
Total equity attributable to equity holders		2,060,716,821	1,880,868,603
Non-Controlling interest	17.B	187	187
Total equity		2,060,717,008	1,880,868,790
Liabilities			
Long term loan	18.A	313,575,787	315,103,558
Lease Liability	19.A	85,529,263	-
Total non-current liabilities		399,105,050	315,103,558
Trade and other payables	20.A	4,412,035	3,796,643
Unclaimed Dividend	21.A	1,796,670	1,554,101
Short term loan	22.A	743,819,742	511,250,865
Current portion of long term loan	18.02.A	6,200,000	6,200,000
Current portion of lease Liability	19.A	42,120,081	13,262,902
Liabilities for expenses	23.A	34,309,154	42,804,869
Provision for Income Tax	24.A	18,093,957	1,053,861
Total current liabilities		850,751,639	579,923,239
Total liabilities		1,249,856,689	895,026,797
Total equity and liabilities		3,310,573,698	2,775,895,587
Consolidated Net Asset Value Per Share (NAVPS)	34.A	19.96	18.22



Chairman


Managing Director


Director


Company Secretary



Chief Financial Officer

Dated: January 30, 2022

Genex Infosys Limited

Statement of financial position (Un-audited)
As at December 31, 2021


	Notes	Dec. 31, 2021 Amount (Tk.)	June 30, 2021 Amount (Tk.)
Assets			
Property, plant and equipment net	6.00	1,207,070,614	1,274,640,750
Intangible assets net	7.00	289,950,467	321,823,594
Capital work in progress	8.00	288,127,285	158,966,999
Right of Use Asset net	9.00	128,049,988	12,108,415
Investment	10.00	628,552,278	193,707,461
Total non-current assets		2,541,750,631	1,961,247,219
Inventories	11.00	143,833,409	125,538,430
Trade & other receivables	12.00	379,737,141	378,088,624
Advances, deposits and prepayments	13.00	51,283,031	49,771,843
Investment in FDR	14.00	-	85,000,000
Cash and cash equivalents	15.00	158,955,410	141,143,441
Total current assets		733,808,991	779,542,337
Total assets		3,275,559,622	2,740,789,555
Equity			
Share capital	16.00	1,032,240,000	1,032,240,000
Retained earnings	17.00	995,931,325	816,190,885
Total equity		2,028,171,325	1,848,430,885
Liabilities			
Long term loan	18.00	313,575,787	315,103,558
Lease Liability	19.00	85,529,263	-
Total non-current liabilities		399,105,050	315,103,558
Trade and other payables	20.00	4,284,976	3,504,709
Unclaimed Dividend	21.00	1,796,670	1,554,101
Short term loan	22.00	743,819,742	511,250,865
Current portion of long term loan	18.02	6,200,000	6,200,000
Current portion of lease Liability	19.00	42,120,081	13,262,902
Liabilities for expenses	23.00	31,967,820	40,428,674
Provision for Income Tax	24.00	18,093,957	1,053,861
Total current liabilities		848,283,246	577,255,112
Total liabilities		1,247,388,297	892,358,670
Total equity and liabilities		3,275,559,622	2,740,789,555
Net Asset Value Per Share (NAVPS)	34.00	19.65	17.91



Chairman


Managing Director


Director


Company Secretary


Chief Financial Officer


Dated: January 30, 2022

Genex Infosys Limited

Consolidated statement of profit or loss (Un-audited)
For the period ended December 31, 2021

	Notes	Jul-Dec 31, 2021 Amount (Tk.)	Jul-Dec 31, 2020 Amount (Tk.)	Oct-Dec 31, 2021 Amount (Tk.)	Oct-Dec 31, 2020 Amount (Tk.)
Net revenue	25.A	551,539,870	541,452,642	285,441,119	275,140,165
Less: Cost of sales	26.A	264,656,984	267,884,357	131,845,161	134,299,051
Gross profit/ (loss)		286,882,886	273,568,285	153,595,958	140,841,114
Less: Administrative expenses	27.A	27,129,356	29,210,404	12,747,557	13,767,368
Less: Selling & distribution expenses	28.A	280,087	310,498	165,983	206,906
Profit/(loss) before finance cost		259,473,443	244,047,383	140,682,418	126,866,841
Less: Financial expenses	29.A	55,558,382	37,761,029	23,467,027	21,116,638
Profit/(loss) from operation		203,915,061	206,286,354	117,215,391	105,750,202
Add: Other income	30.A	111,271,528	-	36,789,141	-
Profit/(loss) before workers' profit participation fund (WPPF)		315,186,588	206,286,354	154,004,533	105,750,202
Less: Workers' profit participation fund	31.A	15,008,885	9,823,160	7,333,549	5,035,724
Profit/(loss) before income tax		300,177,703	196,463,194	146,670,984	100,714,479
Less: Income tax expense	32.00	17,105,485	-	9,657,246	-
Net profit/ (loss) after tax		283,072,218	196,463,194	137,013,738	100,714,479
Net profit attributable to:					
Equity holders of the company		283,072,218	196,463,191	137,013,738	100,714,479
Non-controlling interest		0.29	3	(0.51)	0.01
Consolidated profit/ (loss)		283,072,218	196,463,194	137,013,738	100,714,479
Consolidated Earnings Per Share	33.A	2.74	1.90	1.33	0.98

The accounting policies and explanatory notes are integral part of the Financial Statements.



Chairman



Managing Director



Director



Company Secretary



Chief Financial Officer

Dated: January 30, 2022


Genex Infosys Limited

Consolidated Statement of profit or loss and other comprehensive income (Un-audited)

For the period ended December 31, 2021

Notes	Jul-Dec 31, 2021 Amount (Tk.)	Jul-Dec 31, 2020 Amount (Tk.)	Oct-Dec 31, 2021 Amount (Tk.)	Oct-Dec 31, 2020 Amount (Tk.)
Net profit/(loss) after tax	283,072,218	196,463,194	137,013,738	100,714,479
Add: Other comprehensive income that will not be reclassified to profit or loss in subsequent periods (net of tax):	-	-	-	-
Other comprehensive loss for the period, net of tax	283,072,218	196,463,194	137,013,738	100,714,479
Total comprehensive income for the period, net of tax	283,072,218	196,463,194	137,013,738	100,714,479
Earnings per share (EPS)	2.74	1.90	1.33	0.98

The accounting policies and explanatory notes are integral part of the Financial Statements.



Chairman



Managing Director



Director



Company Secretary



Chief Financial Officer


Dated: January 30, 2022

Genex Infosys Limited

Statement of profit or loss (Un-audited)
For the period ended December 31, 2021

Notes	Jul-Dec 31, 2021 Amount (Tk.)	Jul-Dec 31, 2020 Amount (Tk.)	Oct-Dec 31, 2021 Amount (Tk.)	Oct-Dec 31, 2020 Amount (Tk.)	
Net revenue	25.00	549,118,114	534,324,282	284,833,822	273,194,119
Less: Cost of sales	26.00	262,930,784	263,523,876	131,249,794	132,728,939
Gross profit/ (loss)		286,187,330	270,800,406	153,584,028	140,465,180
Less: Administrative expenses	27.00	26,546,966	27,635,530	12,537,352	13,394,853
Less: Selling & distribution expenses	28.00	280,087	310,498	165,983	206,906
Profit/ (loss) before finance cost		259,360,276	242,854,378	140,880,693	126,863,421
Less: Financial expenses	29.00	55,558,382	37,761,029	23,467,027	21,116,638
Profit/(loss) from operation		203,801,894	205,093,349	117,413,666	105,746,783
Add: Other income	30.00	111,271,528	-	36,789,141	-
Profit/(loss) before workers' profit participation fund (WPPF)		315,073,422	205,093,349	154,202,807	105,746,783
Less: Workers' profit participation fund	31.00	15,003,496	9,766,350	7,342,991	5,035,561
Profit/(loss) before income tax		300,069,925	195,326,999	146,859,816	100,711,222
Less: Income tax expense	32.00	17,105,485	-	9,657,246	-
Net profit /(loss) after tax		282,964,441	195,326,999	137,202,570	100,711,222
Earnings per Share	33.00	2.74	1.89	1.33	0.98

The accounting policies and explanatory notes are integral part of the Financial Statements.



Chairman



Managing Director



Director



Company Secretary



Chief Financial Officer


Dated: January 30, 2022

Genex Infosys Limited

Statement of profit or loss and other comprehensive income (Un-audited)
For the period ended December 31, 2021

Notes	Jul-Dec 31, 2021 Amount (Tk.)	Jul-Dec 31, 2020 Amount (Tk.)	Oct-Dec 31, 2021 Amount (Tk.)	Oct-Dec 31, 2020 Amount (Tk.)
Net profit /(loss) after tax	282,964,441	195,326,999	137,202,570	100,711,222
Add: Other comprehensive income that will not be reclassified to profit or loss in subsequent periods (net of tax):	-	-	-	-
Other comprehensive loss for the period, net of tax	282,964,441	195,326,999	137,202,570	100,711,222
Total comprehensive income for the period, net of tax	282,964,441	195,326,999	137,202,570	100,711,222
Earnings per share (EPS)	2.74	1.89	1.33	0.98

The accounting policies and explanatory notes are integral part of the Financial Statements.



Chairman



Managing Director



Director



Company Secretary



Chief Financial Officer

Dated: January 30, 2022

Genex Infosys Limited

Consolidated statement of changes in equity (Un-audited)
For the period ended December 31, 2021

July 1, 2021 to December 31, 2021

Particulars	Ordinary Share Capital	Retained Earnings	Non-Controlling Interest	Total Amount (Tk.)
Balance as on 01.07.2021	1,032,240,000	848,628,603	187	1,880,868,790
Stock 10%	-	-	-	-
Cash Dividend 10%	-	(103,224,000)	-	(103,224,000)
Net profit/ (loss) after tax	-	283,072,218	0.29	283,072,218
Balance as on 31.12.2021	1,032,240,000	1,028,476,821	187	2,060,717,008

July 1, 2020 to December 31, 2020

Particulars	Ordinary Share Capital	Retained Earnings	Non-Controlling Interest	Total Amount (Tk.)
Balance as on 01.07.2020	938,400,000	703,888,608	3,887	1,642,292,495
Stock 10%	93,840,000	(93,840,000)	-	-
Cash Dividend 10%	-	(93,840,000)	-	(93,840,000)
Net profit/ (loss) after tax	-	196,463,191	3	196,463,194
Balance as on 31.12.2020	1,032,240,000	712,671,799	3,890	1,744,915,689

The accounting policies and explanatory notes are integral part of the Financial Statements.



Chairman



Managing Director



Director



Company Secretary



Chief Financial Officer

Dated: January 30, 2022

Genex Infosys Limited

Statement of changes in equity (Un-audited)
For the period ended December 31, 2021


July 1, 2021 to December 31, 2021

Particulars	Ordinary Share Capital	Retained Earnings	Total Amount (Tk.)
Balance as on 01.07.2021	1,032,240,000	816,190,885	1,848,430,885
Stock Dividend @ 10%	-	-	-
Cash Dividend @ 10%	-	(103,224,000)	(103,224,000)
Net profit /(loss) after tax	-	282,964,441	282,964,441
Balance as on 31.12.2021	1,032,240,000	995,931,325	2,028,171,325

July 1, 2020 to December 31, 2020

Particulars	Ordinary Share Capital	Retained Earnings	Total Amount (Tk.)
Balance as on 01.07.2020	938,400,000	672,361,239	1,610,761,239
Stock Dividend @ 10%	93,840,000	(93,840,000)	-
Cash Dividend @ 10%	-	(93,840,000)	(93,840,000)
Net profit /(loss) after tax	-	195,326,999	195,326,999
Balance as on 31.12.2020	1,032,240,000	680,008,238	1,712,248,238

The accounting policies and explanatory notes are integral part of the Financial Statements.



Chairman



Managing Director



Director



Company Secretary




Chief Financial Officer

Dated: January 30, 2022

Genex Infosys Limited

Consolidated statement of cash flows (Un-audited)
For the period ended December 31, 2021

	Dec. 31, 2021 Amount (Tk.)	Dec. 31, 2020 Amount (Tk.)
Cash flows from operating activities		
Received from customers and others	660,748,543	478,422,034
Paid to suppliers	(54,286,672)	(45,613,355)
Paid to employees	(159,513,636)	(147,606,670)
Paid to others	(12,579,862)	(18,824,040)
Paid for Income Tax	(257,096)	-
Paid for finance expenses	(60,531,668)	(34,164,334)
Net cash generated from operating activities	373,579,610	232,213,635
Cash flows from investing activities		
Paid for acquisition of property, plant and equipment	(625,185)	(89,653,744)
Paid for acquisition of intangible assets	-	(30,956,278)
Paid for capital work in progress	(132,884,624)	-
Paid for share investment	(434,844,817)	-
Paid for/ Received from fixed deposit rates	85,000,000	(91,982,583)
Net cash used in investing activities	(483,354,626)	(212,592,604)
Cash flows from financing activities		
Paid for / Received from short-term loan	232,568,877	4,625,469
Dividend Paid	(102,981,432)	(251,387)
Paid for / Received from long-term loan	(1,527,771)	(15,627,227)
Net cash provided for financing activities	128,059,674	(11,253,145)
Net cash flows for the period	18,284,658	8,367,886
Cash and cash equivalents at the beginning of the period	147,700,964	115,387,334
Cash and cash equivalents at the end of the period	165,985,623	123,755,220
Consolidated Net Operating Cash Flows per Share	35.A	3.62
		2.25



Chairman



Managing Director



Director



Company Secretary




Chief Financial Officer

Dated: January 30, 2022

Genex Infosys Limited

Statement of cash flows (Un-audited)
For the period ended December 31, 2021

	Dec. 31, 2021 Amount (Tk.)	Dec. 31, 2020 Amount (Tk.)
Cash flows from operating activities		
Received from customers and others	658,741,124	472,564,059
Paid to suppliers	(53,510,961)	(42,797,822)
Paid to employees	(159,079,854)	(144,427,153)
Paid to others	(12,254,625)	(17,932,356)
Paid for Income Tax	(257,096)	-
Paid for finance expenses	(60,531,668)	(34,164,334)
Net cash generated from operating activities	373,106,921	233,242,393
Cash flows from investing activities		
Paid for acquisition of property, plant and equipment	(625,185)	(89,653,744)
Paid for acquisition of intangible assets	-	(30,956,278)
Paid for capital work in progress	(132,884,624)	(91,982,583)
Paid for share investment	(434,844,817)	-
Encashment of fixed deposit rates	85,000,000	-
Net cash used in investing activities	(483,354,626)	(212,592,604)
Cash flows from financing activities		
Paid for / Received from short-term loan	232,568,877	4,625,469
Dividend Paid	(102,981,432)	(251,387)
Paid for / Received from long-term loan	(1,527,771)	(15,627,227)
Net cash provided for financing activities	128,059,674	(11,253,145)
Net cash flows for the period	17,811,969	9,396,644
Cash and cash equivalents at the beginning of the period	141,143,441	108,934,531
Cash and cash equivalents at the end of the period	158,955,410	118,331,175
Net Operating Cash Flows per Share	35.00	3.61
		2.26



Chairman



Managing Director



Director



Company Secretary



Chief Financial Officer

Dated: January 30, 2022